

TECHNICAL MANUAL

**ORGANIZATIONAL MAINTENANCE REPAIR PARTS
AND SPECIAL TOOLS LISTS**

FOR

RADIO SETS

AN/GRC-87(12V) (NSN 5820-00-889-4277)

AN/GRC-87(24V) (NSN 5820-00-543-1997)

AND

AN/VRC-34 (NSN 5820-00-543-1996)

TECHNICAL MANUAL

No. 11-5820-453-20P



HEADQUARTERS
DEPARTMENT OF THE ARMY
WASHINGTON, DC, 28 November 1977

**ORGANIZATIONAL MAINTENANCE REPAIR PARTS
AND SPECIAL TOOLS LISTS
FOR
RADIO SETS
AN/GRC-87(12V) (NSN 5820-00-889-4277)
AN/GRC-87(24V) (NSN 5820 00-543-1997)
AND
AN /VRC-34 (NSN 5820-00-543 1996)
*Current as of 1 June 1977***

REPORTING OF ERRORS

You can improve this manual by recommending improvements using DA Form 2028-2 (Test) located in the back of the manual. Simply tear out the self-addressed form, fill it out as shown on the sample, fold it where shown, and drop it in the mail.

If there are no blank DA Form 2028-2 (Test) in the back of your manual, use the standard DA Form 2028 (Recommended Changes to Publications and Blank Forms) and forward to the Commander, US Army Electronics Command, ATTN: DRSEL-MA-Q, Fort Monmouth, NJ 07703.

In either case a reply will be furnished direct to you.

Table of Contents

			<i>Page</i>	<i>Illus Figure</i>
SECTION	I.	Introduction	1	
		Repair parts list	5	
GROUP	00	Radio Set AN/GRC-87, AN/VRC-34	5	1
	01	Antenna Assemblies AT-101/GRC-9, AT-102/GRC-9 (used on AN/GRC-87 only) (No parts authorized)		
	02	Dynamotor-Power Supplies DY-88/GRC-9, DY-105/GRC-9X, DY-105A/GRC-9X, DY-105B/GRC-9X	7	2,3
	03	Direct Current Generator G-43/G. (used on AN/GRC-87 only) (See TM 11-6115-218-20P for parts)		
	04	Receiver-Transmitter RT-77/GRC-9, RT-77A/GRC-9	15	4,5
	05	Headset H-16/U (See TM 11-5965-267-15P for parts)		
	06	Loudspeaker LS-203/U and LS-7A (See TM 11-5965-213-14P for parts)		
	07	Microphone M-52/U (No parts authorized)		
	08	Mount MT-350/GRC-9 (No parts authorized)		
	09	Cable Assembly CX-2031/U (No parts authorized)		
	10	Meter, Field Strength ME-61/GRC (See TM 11 -6625-682-15 for parts)		
SECTION	III.	Special tools list (Not applicable)		
	IV.	National stock number and part number index	20	

SECTION I INTRODUCTION

1. Scope

This manual lists spares and repair parts; special tools; special test, measurement, and diagnostic equipment (TMDE), and other special support equipment required for performance of organizational maintenance of the AN/GRC-87 and AN/VRC-34. It authorizes the requisitioning and issue of spares and repair parts as indicated by the source and maintenance codes.

2. General

This Repair Parts and Special Tools List is divided into the following sections:

a. Section II. Repair Parts List. A list of spares and repair parts authorized for use in the performance of maintenance. The list also includes parts which must be removed for replacement of the authorized parts. Parts lists are composed of functional groups in numeric sequence, with the parts in each group listed in figure and item number sequence.

b. Section III. Special Tools List. Not applicable.

c. Section IV. National Stock Number and Part Number Index. A list, in National item identification number (NIIN) sequence, of all National stock numbers (NSN) appearing in the listings, followed by a list, in alphameric sequence, of all part numbers appearing in the listings. National stock numbers and part numbers are cross-referenced to each illustration figure and item number appearance.

3. Explanation of Columns

a. Illustration. This column is divided as follows:

(1) *Figure number.* Indicates the figure number of the illustration on which the item is shown.

(2) *Item number.* The number used to identify item called out in the illustration.

b. Source, Maintenance, and Recoverability (SMR) Codes.

(1) *Source code.* Source codes indicate the manner of acquiring support items for maintenance, repair, or overhaul of end items. Source codes are entered in the first and second positions of the Uniform SMR Code format as follows:

<i>Code</i>	<i>Definition</i>
-------------	-------------------

PA—Item procured and stocked for anticipated or known usage.	
--	--

XD—A support item that is not stocked. When required, item will be procured through normal supply channels.	
---	--

NOTE

Cannibalization or salvage may be used as a source of supply for any items source coded above except those coded XA and aircraft support items as restricted by AR 700-42.

(2) *Maintenance code.* Maintenance codes are assigned to indicate the levels of maintenance authorized to USE and REPAIR support items. The maintenance codes are entered in the third and fourth positions of the Uniform SMR Code format as follows:

(a) The maintenance code entered in the third position will indicate the lowest maintenance level authorized to remove, replace, and use the support item. The maintenance code entered in the third position will indicate one of the following levels of maintenance:

<i>Code</i>	<i>Application/Explanation</i>
C—Crew or operator maintenance performed within organizational maintenance.	

TM 11-5820-453-20P

O—Support item is removed, replaced, used at the organizational level.

(b) The maintenance code entered in the fourth position indicates whether the item is to be repaired and identifies the lowest maintenance level with the capability to perform complete repair (i.e., all authorized maintenance functions). This position will contain one of the following maintenance codes:

Code Application/Explanation

F—The lowest maintenance level capable of complete repair of the support item is the direct support level.

H—The lowest maintenance level capable of complete repair of the support item is the general support level.

Z—Nonreparable. No repair is authorized.

(3) *Recoverability code.* Recoverability codes are assigned to support items to indicate the disposition action on unserviceable items. The recoverability code is entered in the fifth position of the Uniform SMR Code format as follows:

Recoverability codes

Definition

Z—Nonreparable item. When unserviceable, condemn and dispose at the level indicated in position 3.

F—Reparable item. When uneconomically repairable, condemn and dispose at the general support level.

H—Reparable item. When uneconomically repairable, condemn and dispose at the general support level.

c. *National Stock Number.* Indicates the National stock number assigned to the item and will be used for requisitioning purposes.

d. *Part Number.* Indicates the primary number used by the manufacturer (individual, company, firm, corporation, or Government activity), which controls the design and characteristics of the item by means of its

engineering drawings, specifications, standards, and inspection requirements to identify an item or range of items.

NOTE

When a stock numbered item is requisitioned, the repair part received may have a different part number than the part being replaced.

e. *Federal Supply Code for Manufacturer (FSCM).* The FSCM is a 5-digit numeric code listed in SB 708-42 which is used to identify the manufacturer, distributor, or Government agency, etc.

f. *Description.* Indicates the Federal item name and, if required, a minimum description to identify the item.

g. *Unit of Measure (U/M).* Indicates the standard of the basic quantity of the listed item as used in performing the actual maintenance function. This measure is expressed by a two-character alphabetical abbreviation (e.g., ea., in, pr, etc). When the unit of measure differs from the unit of issue, the lowest unit of issue that will satisfy the required units of measure will be requisitioned.

h. *Quantity Incorporated in Unit.* Indicates the quantity of the item used in the breakout shown on the illustration figure, which is prepared for a functional group, subfunctional group, or an assembly.

4. Special Information

a. Usable on codes are shown in the description column. Uncoded items are applicable to all models. Identification of the usable on codes used in this publication are:

<i>Code</i>	<i>Used on</i>
3HT	AN/GRC-87 (12V)
3HU	AN/GRC-87 (24V)
3IO	AN/VRC-34

b. The following publications pertain to the AN/GRC-87 and AN/VRC-34 and their components:

- TM 11-5122, Direct Current Generator G-43G
- TM 11-5820-453-10, Radio Sets AN/GRC-87 and AN/VRC-34
- TM 11-5820-453-20, Radio Sets AN/GRC-87 and AN/VRC-34
- TM 11-5820-479-12P, Mast Base MP-65, MP-65A and MP-65B
- TM 11-5965-213-14P, Permanent Magnet Loudspeaker LS-203/U
- TM 11-5965-267-15P, Headset, Electrical H-16/U
- TM 11-6115-218-20P, Generator, Direct Current G-43/G
- TM 11-6625-682-15, Meter, Field, Strength ME-61/GRC

c. The illustrations in this manual are identical to those published in TM 11-5820-453-34P. Only those parts assigned the third position SMR maintenance code "C" or "O" are listed in the tabular listing; therefore, there may be a break in the item number sequence. Only illustrations containing organizational authorized items appear in this manual.

5. How to Locate Repair Parts

a. When National stock number or part number is known.

(1) *First.* Using the table of contents, determine the functional group within which the item belongs. This is necessary since illustrations are prepared for functional groups and listings are divided into the same groups.

(2) *Second.* Find the illustration covering the functional group to which the item belongs.

(3) *Third.* Identify the item on the illustration and note the illustration figure and item number of the item.

(4) *Fourth.* Using the Repair Parts Listing, find the figure and item number noted on the illustration.

b. When National stock number or part number is known.

(1) *First.* Using the Index of National Stock Numbers and Part Numbers, find the pertinent National stock number or part number. This index is in NIIN sequence followed by a list of part numbers in alphameric sequence, cross-referenced to the illustration figure number and item number.

(2) *Second.* After finding the figure and item number, locate the figure and item number in the repair parts list.

6. Abbreviations

Not applicable.

(Next printed page is 4.)

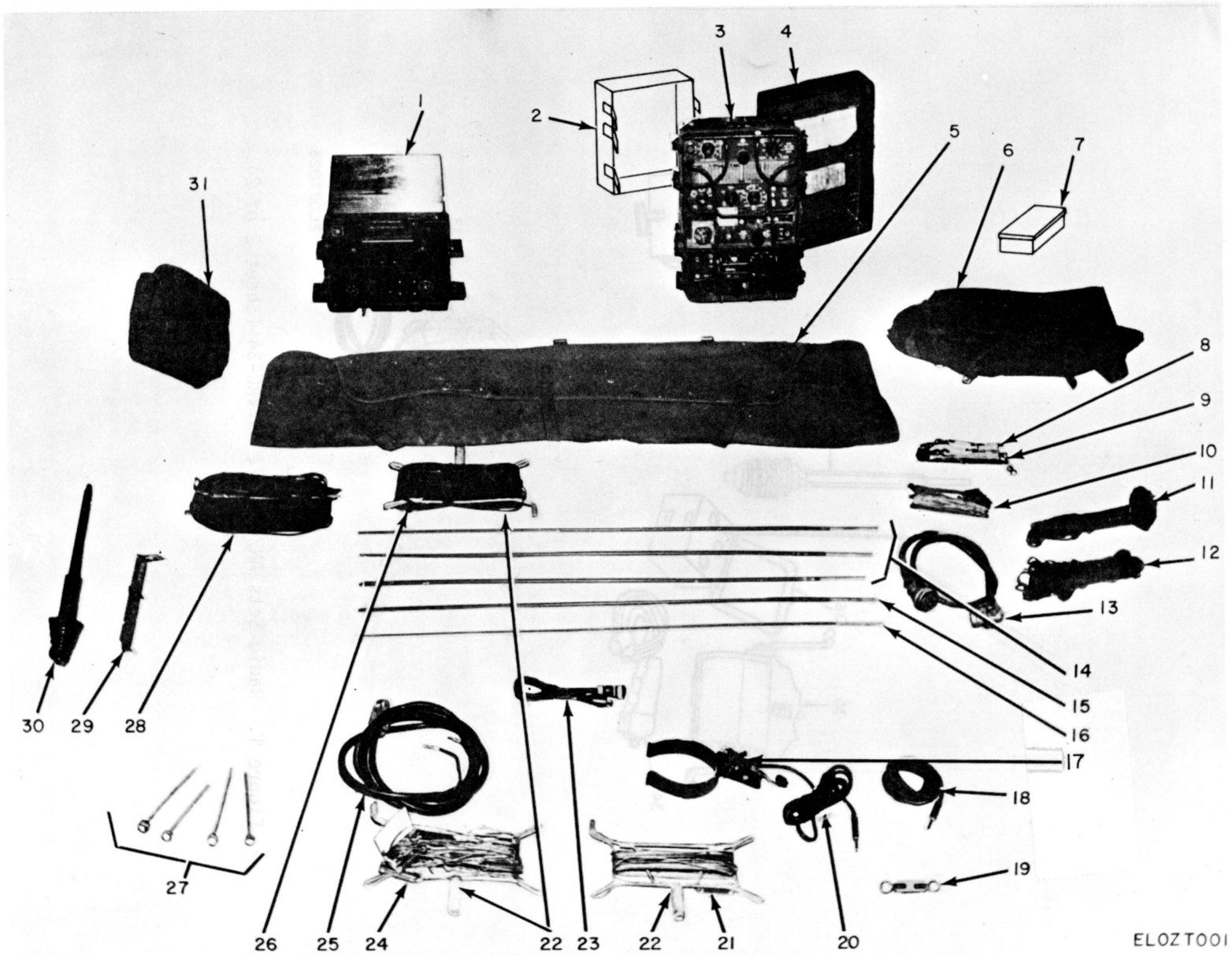


Figure 1. Radio Sets AN/GR7-87, AN/VRC-34 (Sheet 1 of 2).

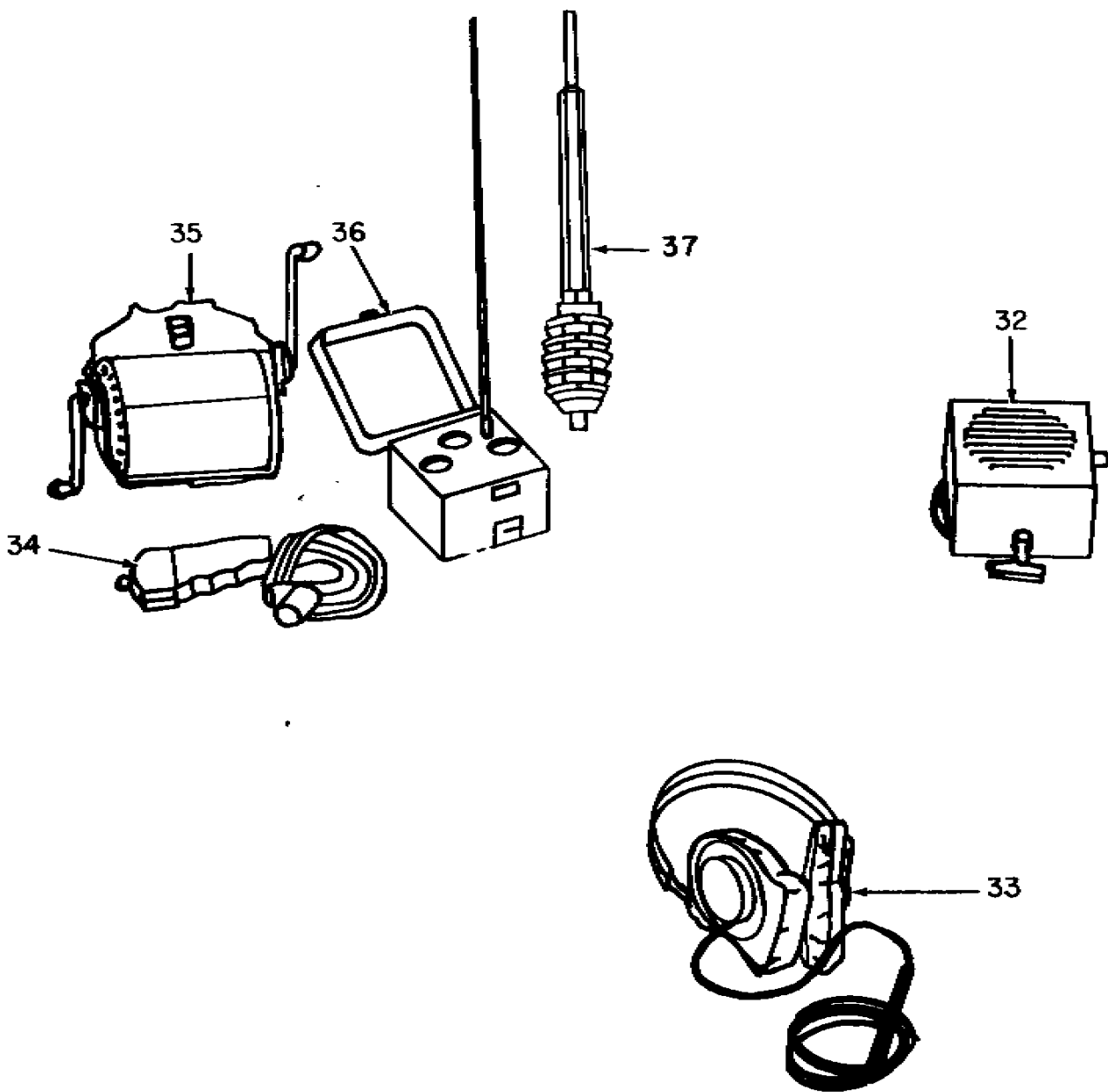
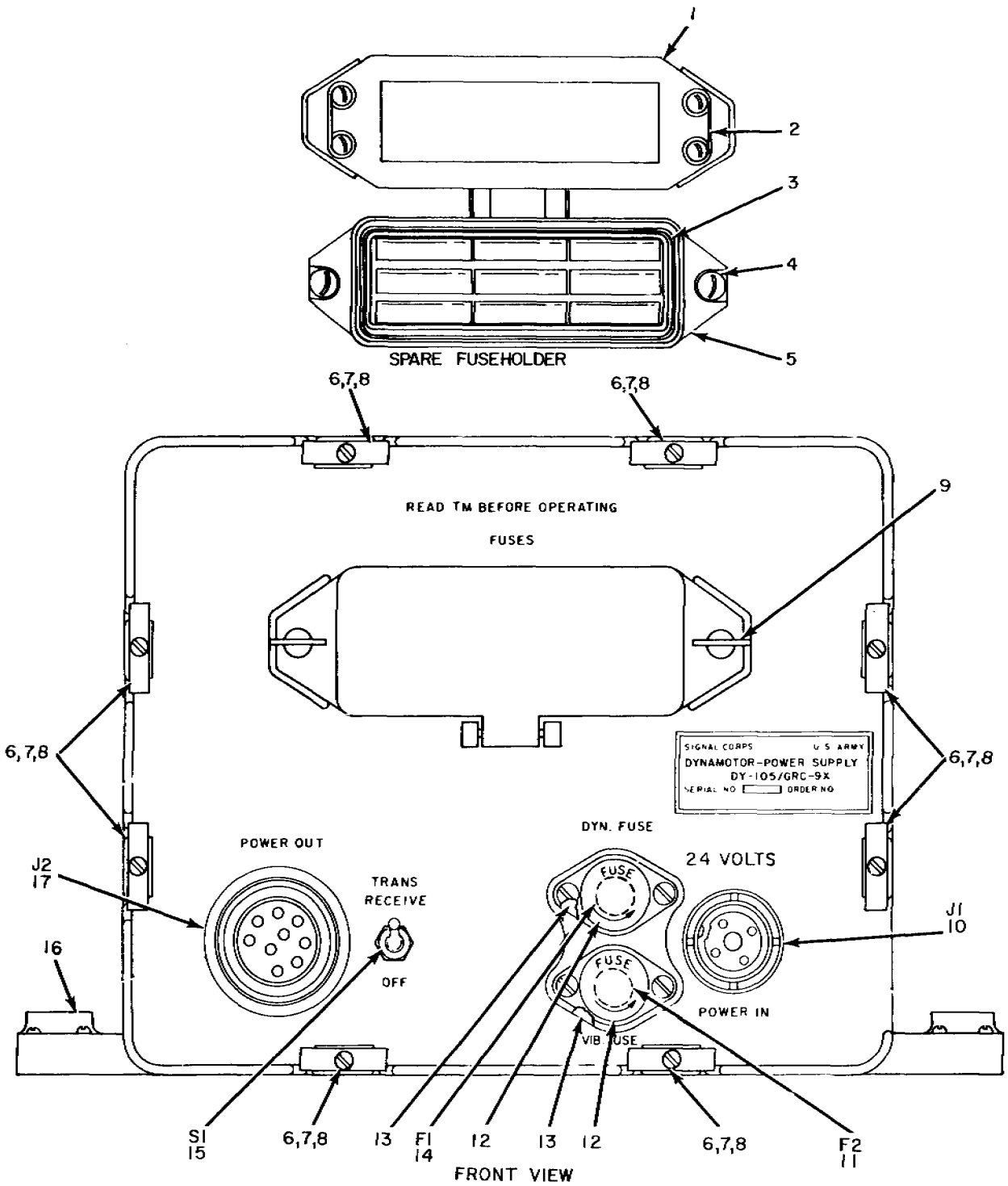


Figure 1. Radio Sets AN/GRC-87, AN/VRC-34 (Sheet 2 of 2).

SECTION II

TM 11-5820-453-20P

(1) ILLUSTRATION		(2)	(3)	(4)	(5)	(6)	(7)	(8)
(a) FIG NO.	(b) ITEM NO.	SMR CODE	NATIONAL STOCK NUMBER	PART NUMBER	FSCM	DESCRIPTION USABLE ON CODE	U/M	QTY INC IN UNIT
GROUP 00 RADIO SET AN/GRC-87, AN/VRC-34								
1	1	PAOFH	6125-00-635-6426	DY88GRC9	80058	DYNAMOTOR,POWER SUPPLY DY -88/GRC-9	EA	1
1	1	PAOFH	6125-00-635-3770	DY105GRC9X	80058	DYNAMOTOR,POWERSUPPLY,DY-105/GRC9X OR 310,3HU	EA	1
1	1	PAOFH	6125-00-635-3770	DY105AGRC9X	80058	DYNAMOTOR POWER SUPPLY DY-105A/GRC9X OR 310,3HU	EA	1
1	1	PAOFH	6125-00-635-3770	DY105BGRC9X	80058	DYNAMOTOR POWER SUPPLY DY-105B/GRC-9X 310,3HU	EA	1
1	2	PACFF	5820-00-128-2207	MT350GRC9	80058	MOUNTING MT-350/GRC-9	EA	1
1	3	PAOFH	5820-00-196-9041	RT77GRC9	80058	RECEIVER-TRANSMITTER RT-77/GRC-9 OR	EA	1
1	3	PAOFH	5820-00-196-9041	RT77AGRC9	80058	RECEIVER-TRANSMITTER RT-77A/GRC-9	EA	1
1	4	PAOZZ	5820-00-691-2059	CW109GRC9	80058	PANEL,COVER CW-109/GRC	EA	1
1	5	PAOZZ	8105-00-690-8541	CW419GRC9	80058	BAG,COTTON DUCK CW-419/GRC-9	EA	1
1	6	PAOZZ	5820-00-308-5817	CW140GRC9	80058	BAG CW-140/GRC-9	EA	1
1	7	PAOFF	5820-00-701-9097	BX53D	80058	BOX BX-53D	EA	1
1	8	PAOZZ	5975-00-197-4252	GY12	80058	GUY GY-12 3HU,3HT	EA	1
1	9	PAOZZ	8130-00-355-7616	RL28	80058	REEL RL-28 3HU,3HT	EA	1
1	10	PAOZZ	5975-00-199-5072	GY42	80058	GUY GY-42 3HU,3HT	EA	1
1	11	PAOZZ	5820-00-498-9361	M378	80058	HALYARD M-378 3HU,3HT	EA	1
1	12	PAOZZ	5820-00-408-3197	M379	80058	HALYARD M-379 3HU,3HT	EA	1
1	13	PAOFF	5995-00-164-6457	CD1086(7FT)	80058	CORD CD-1086(7FT)	EA	2
1	14	PAOZZ	5985-00-199-8831	MS116A	80058	MAST SECTION MS-116A	EA	3
1	15	PAOZZ	5985-00-115-7149	MS117A	80058	MAST SECTION MS-117A	EA	1
1	16	PAOZZ	5985-00-238-7474	MS118A	80058	MAST SECTION MS-118A	EA	1
1	17	PAOFF	5805-00-171-3370	J45	80058	KEY J-45	EA	1
1	18	PAOFF	5995-00-196-9564	CD307B(65IN)	80058	CORD ASSEMBLY CD-307B(65IN.)	EA	1
1	19	PAOZZ	5970-00-197-3576	IN86	80058	INSULATOR,STRAIN IN-86	EA	1
1	20	PAOFF	5995-00-164-6648	CD201A	80063	CORD ASSEMBLY CD201A	EA	1
1	21	PAOFF	5820-00-243-0432	AT101GRC9	80058	ANTENNA AT-101/GRC-9 3HU,3HT	EA	1
1	22	PAOZZ	5820 -00-030-2969	RL29	80058	REEL,RL-29 3HU,3HT	EA	3
1	23	PAOFF	5995-00-162-6946	CD1119	80058	CORD ASSEMBLY CD -1119 3HU,3HT	EA	1
1	24	PAOFF	5820-00-223-1413	AT102GRC9	80058	ANTENNA AT-102/GRC-9 3HU,3HT	EA	1
1	25	PACFF	5995-00-889-0634	CX2031AU(8FT)	80058	CABLE ASSEMBLY,SPECIAL PURPOSE,ELECTRICAL	EA	1
1	26	PAOZZ	5820-00-237-7321	CP12	80058	COUNTERPOISE CP-12 3HU,3HT	EA	1
1	27	FAOZZ	4030-00-223-4612	GP27B	80058	STAKE, GUY GP-27B 3HU,3HT	EA	4
1	28	PAOZZ	5820-00-224-4885	CP13	80058	COUNTERPOISE CP-13 3HU,3HT	EA	1
1	29	PAOZZ	5820-00-129-9666	FT515	80058	BRACKET FT-515 3HU,3HT	EA	1
1	30	PAOZZ	5970-00-227-8226	IN127	80058	INSULATOR IN-127 3HU,3HT	EA	1
1	31	PAOZZ	6115-00-709-0463	CW420G	80058	BAG CW-420/G 3HU,3HT	EA	1
1	32	PAOFF	5965-00-665-0590	LS203U	81349	LOUDSPEAKER OR	EA	1
1	32	XDOFF		LS-7A	80058	LOUDSPEAKER	EA	1
1	33	PAOFF	5965-00-243-7782	H-16/U	81349	HEADSET	EA	1
1	34	PAOZZ	5965-00-646-4678	M52U	81349	MICROPHONE 3HU,3HT	EA	1
1	35	PAOFF	6115-00-510-0611	G-43/G	80058	DIRECT CURRENT GENERATOR 3HU,3HT	EA	1
1	36	PAOFF	6625-00-701-9103	ME-61/GRC	80058	METER,FIELD STRENGTH	EA	1
1	37	PAOFF	5820-00-503-2953	MP65B	80063	MASTBASE	EA	1



ELOZTOO3

Figure 2. Dynamotor- Power Supplies DY-88/GRC-9, DY-105/GRC-9X, DY-105A/GRC-9X, DY-105B/GRC-9X.

TM 11-5820-453-20P

(1) ILLUSTRATION		(2)	(3)	(4)	(5)	(6)	(7)	(8)
(a) FIG NO.	(b) ITEM NO.	SMR CODE	NATIONAL STOCK NUMBER	PART NUMBER	FSCM	DESCRIPTION USABLE ON CODE	U/M	QTY INC IN UNIT
						GROUP 02 DYNAMOTOR-POWER SUPPLIES DY-88/GRC-9, DY -105/GRC-9X, DY-105A/GRC-9X, .DY 105B/GRC-9X		
2	11	PAOZZ	5920-00-142-7346	AGU3	71400	FUSE,CARTRIDGE 310,3HU	EA	1
2	12	PAOZZ	5999-00-539-4546	9987 1/2	71400	CAP,ELECTRICAL 310,BHU	EA	2
2	14	PAOZZ	5920-00-280-3157	F07A10ROB	81349	FUSE, CARTRIDGE 310,3HU	EA	1

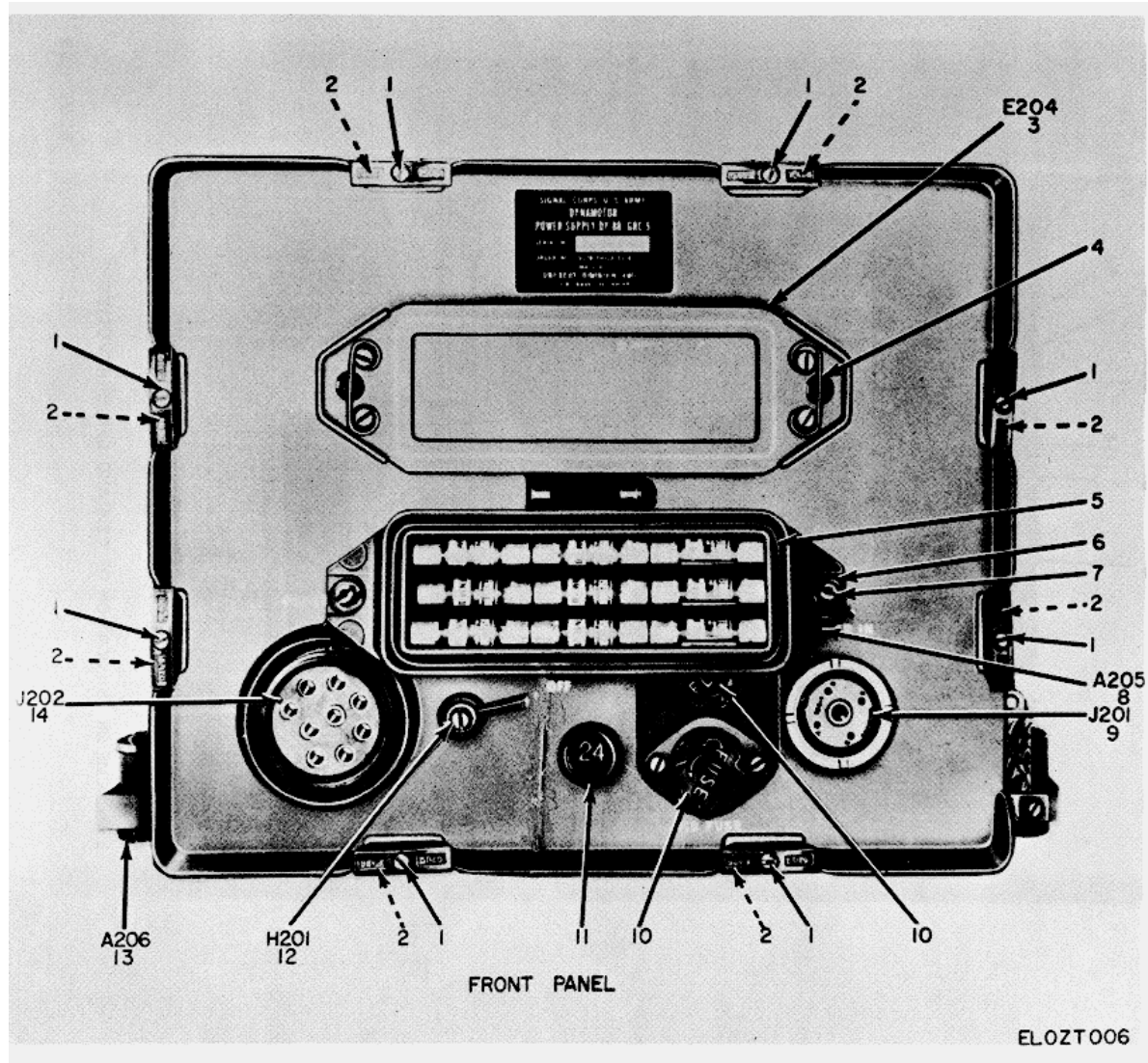


Figure 3. Dynamotor- Power Supply DY-88/GRC-9 (Sheet 1 of 2)

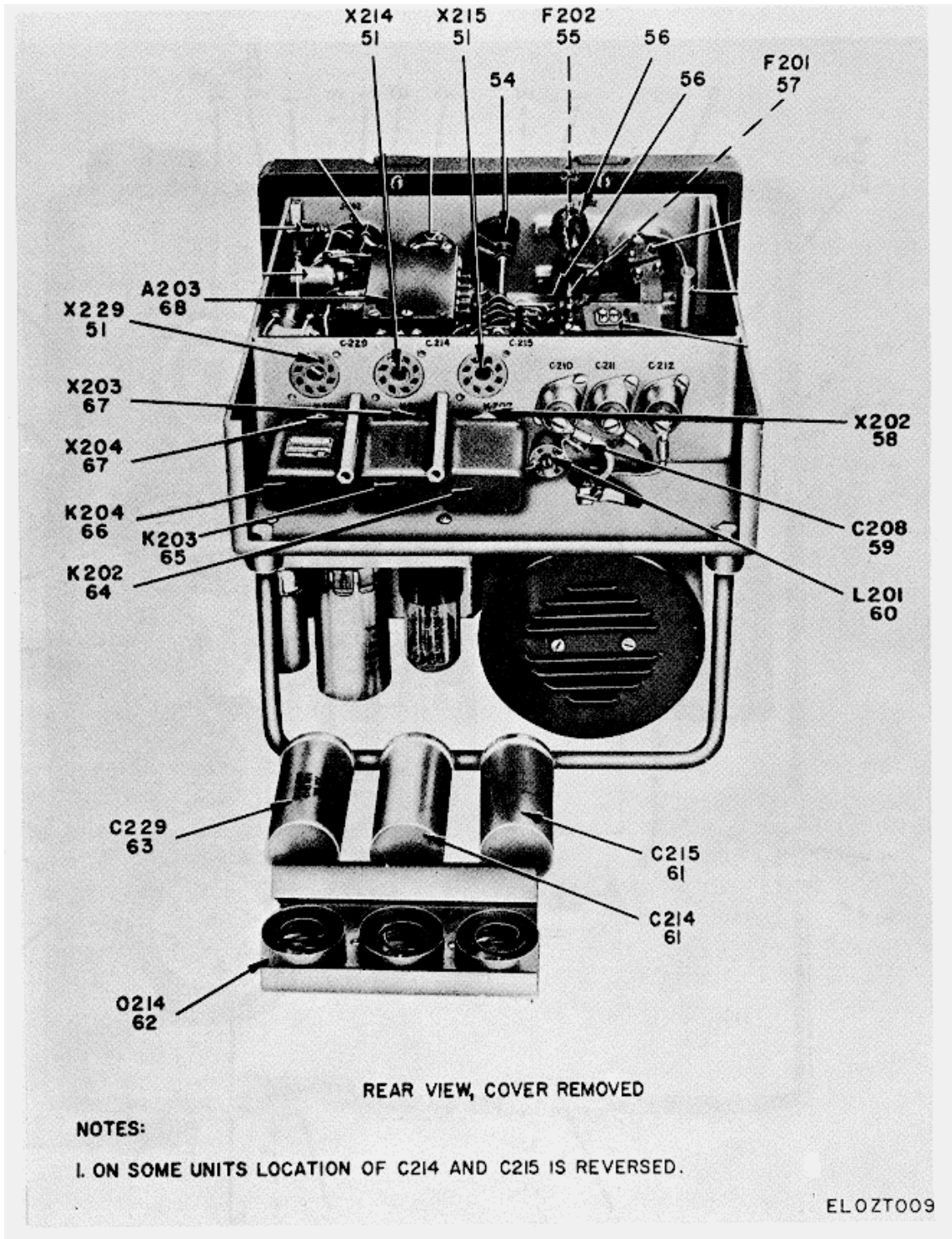


Figure 3. Dynamotor-Power Supply DY-88/GRC-9 (Sheet 2 of 2)

SECTION II

TM 11-5820-453-20P

(1) ILLUSTRATION		(2)	(3)	(4)	(5)	(6)	(7)	(8)
(a) FIG NO.	(b) ITEM NO.	SMR CODE	NATIONAL STOCK NUMBER	PART NUMBER	FSCM	DESCRIPTION USABLE ON CODE	U/M	QTY INC IN UNIT
3	11	PAOZZ	6125-00-973-0058	SMB147651	80063	WINDOW,OBSERVATION	EA	1
3	12	PAOZZ	5355-00-644-2179	SMB147726	80063	KNOB	EA	1
3	55	PAOZZ	5920-00-280-3171	F08D500A	81349	FUSE,CARTRIDGE USED FOR 6 VOLT OPERATION ONLY	EA	1
3	55	PAOZZ	5920-00-686-9515	F08G2R00B	81349	FUSE,CARTRIDGE USED FOR 12 OR 24 VOLT OPERATION ONLY	EA	1
3	57	PAOZZ	5920-00-280-3157	F07B32V10A	81349	FUSE, CARTRIDGE SELECT	EA	1
3	57	PAOZZ	5920-00-686-9547	F07B32V20A	81349	FUSE, CARTRIDGE SELECT	EA	1
3	57	PAOZZ	5920-00-280-3177	F07B32V30A	81349	FUSE, CARTRIDGE	EA	1




Figure 4. Receiver-Transmitter RT-77/GRC-9, RT-77A/GRC-9 (Sheet 1 of 3)




Figure 4. Receiver-Transmitter RT-77/GRC-9, RT-77A/GRC-9 (Sheet 2 of 3)

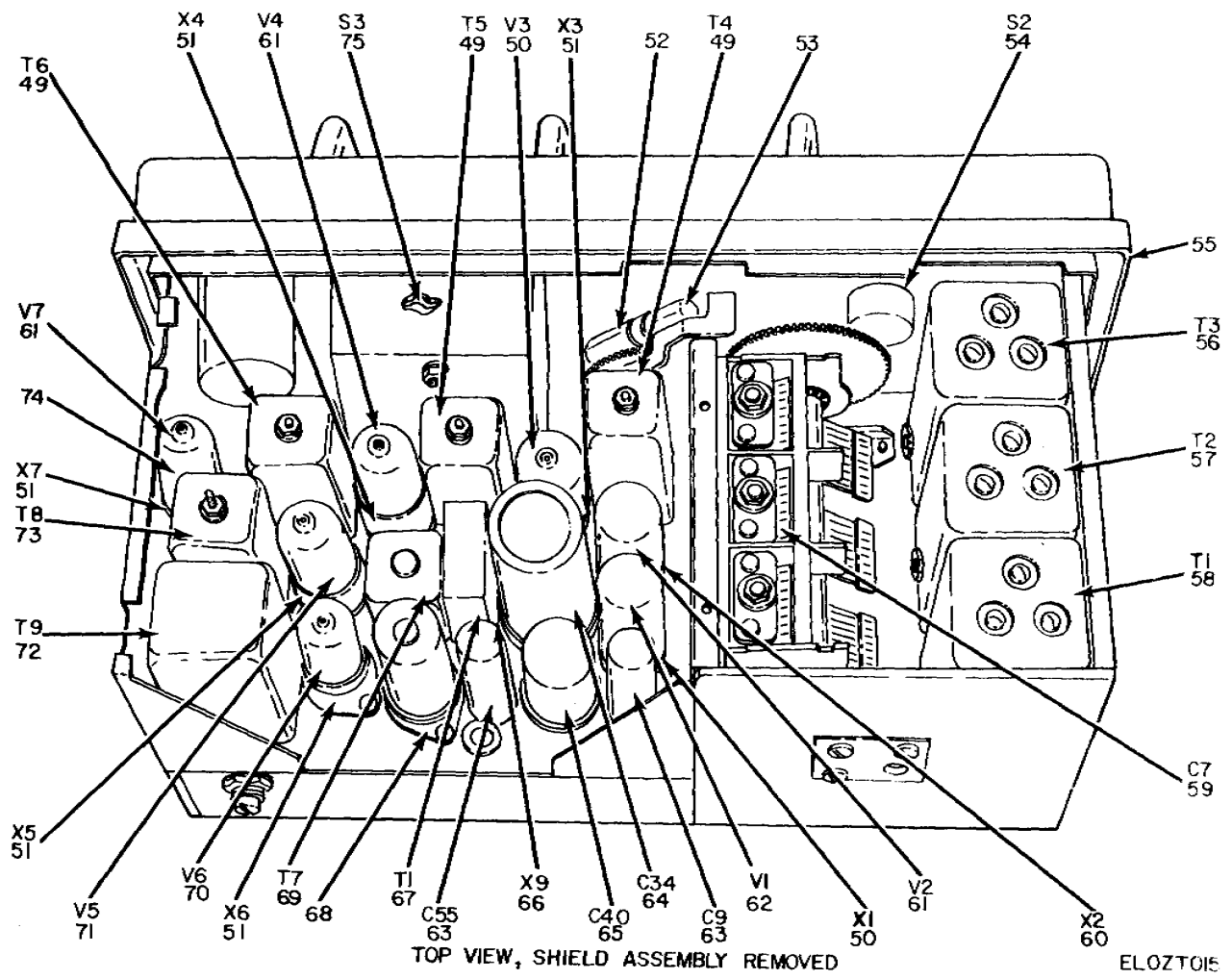


Figure 4. Receiver-Transmitter RT-77/GRC-9, RT-77A/GRC-9 (Sheet 3 of 3)

SECTION II

TM 11-5820-453-20P

(1) ILLUSTRATION		(2)	(3)	(4)	(5)	(6)	(7)	(8)
(a) FIG NO.	(b) ITEM NO.	SMR CODE	NATIONAL STOCK NUMBER	PART NUMBER	FSCM	DESCRIPTION USABLE ON CODE	U/M	QTY INC IN UNIT
RT-77A	GRC-9					GROUP 04 RECEIVER TRANSMITTER RT 77/GRC 9,		
4	1	PAOHH	5825-00-309-3200	SCD36055	80063	TRANSMITTER, RADIO	EA	1
4	2	XDOHH		SCD36054	80063	RECEIVER,RADIO	EA	1
4	4	PAOZZ	5995-00-170-6877	SCC35501	80063	CABLE ASSEMBLY,SPECIAL PURPOSE,ELECTRICAL	EA	1
4	33	PAOZZ	5355-00-160-7115	SCB35872	80063	KNOB	EA	1
4	35	PAOZZ	5355-00-160-7076	SCB35862-2	80063	KNOB	EA	3
4	38	PAOZZ	5355-00-160-7076	SCB35862-1	80063	KNOB	EA	1
4	53	PAOZZ	6240-00-155-8683	S49	95412	LAMP, INCANDESCENT	EA	1

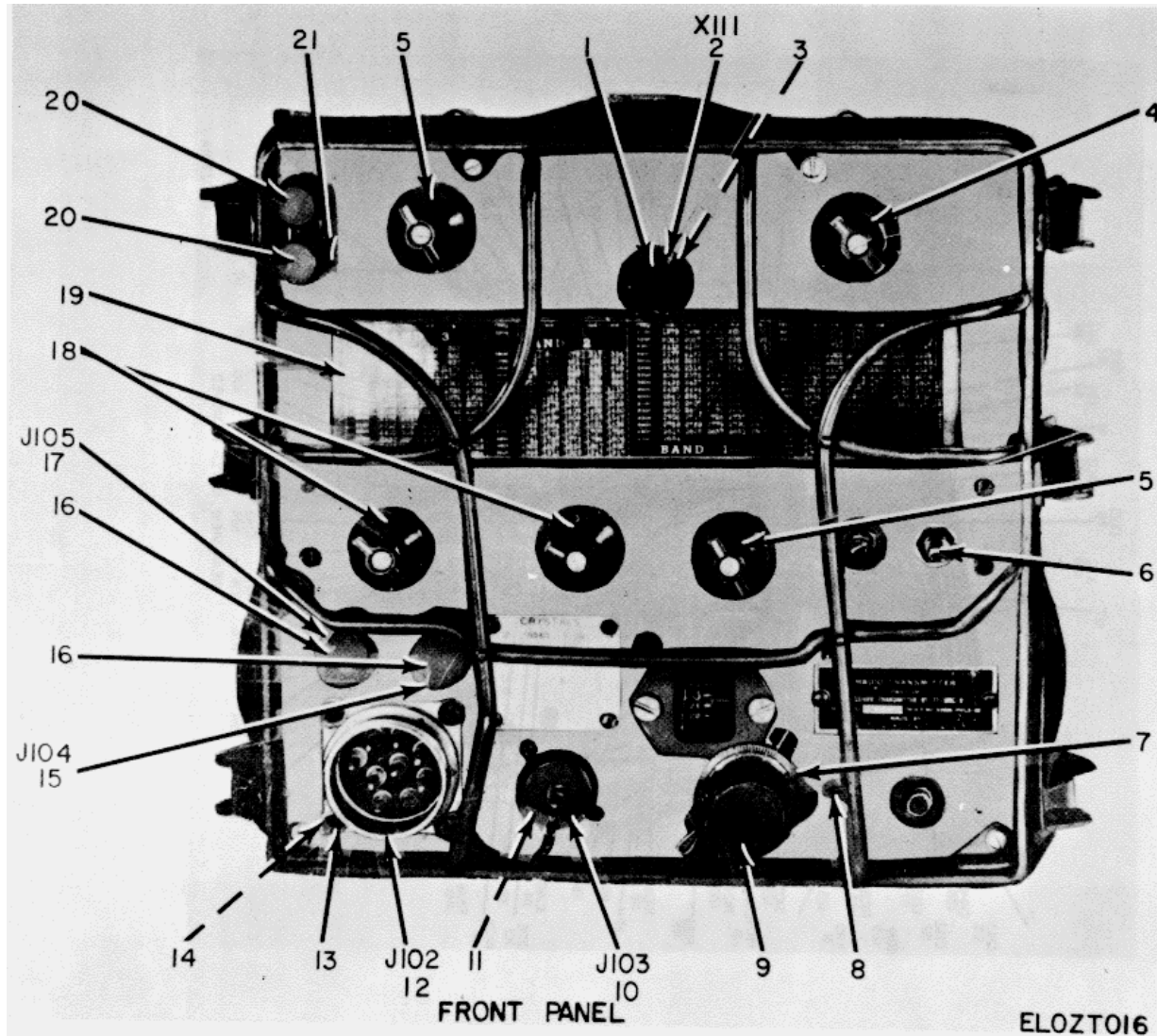


Figure 5. Receiver-Transmitter RT-77/GRC-9, RT-77A/GRC-9 (Sheet 1 of 2)

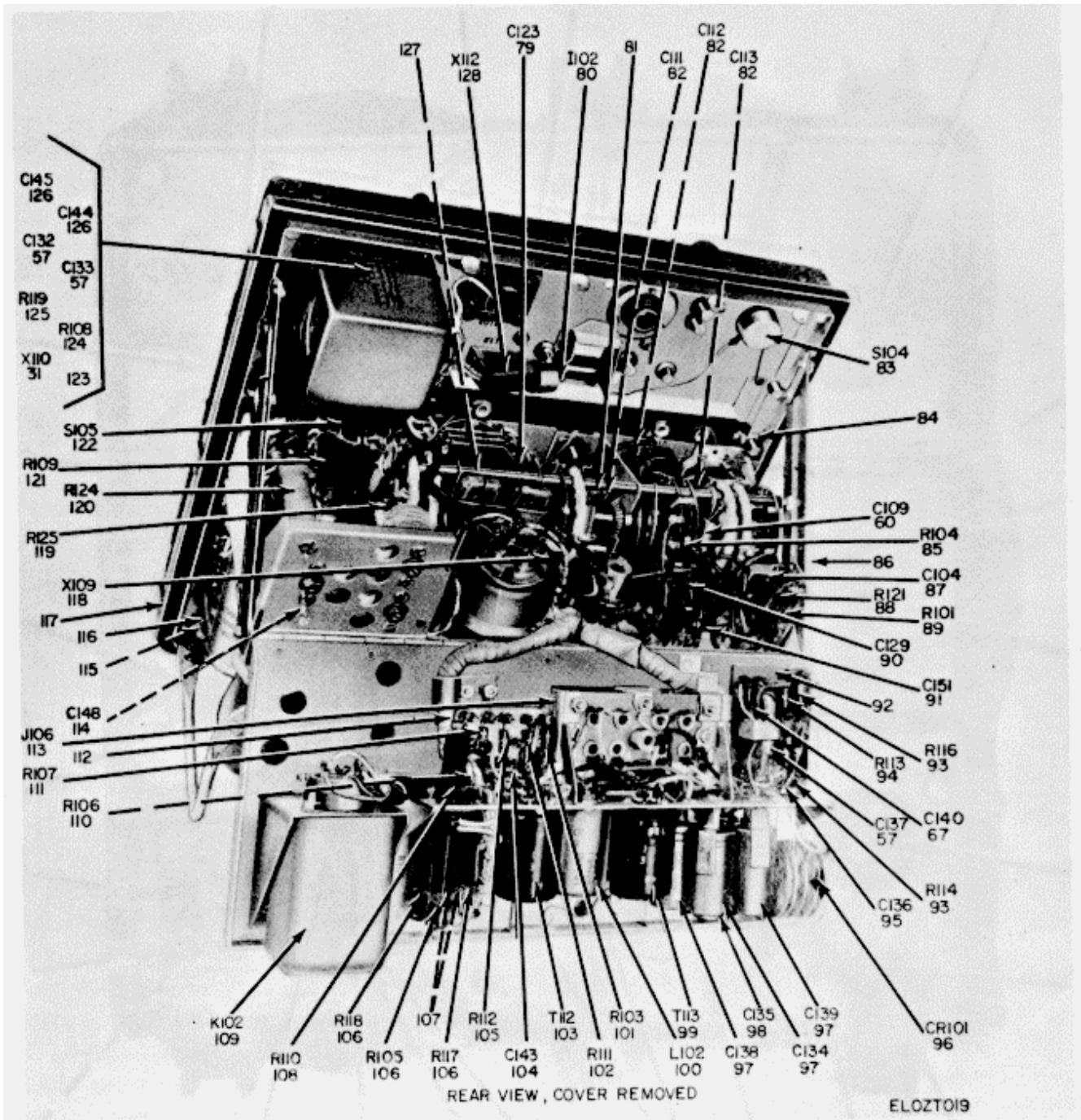


Figure 5. Receiver-Transmitter RT-77/GRC-9, RT-77A/GRC-9 (Sheet 2 of 2).

SECTION II

TM 11-5820-287-20P-14

(1) ILLUSTRATION		(2)	(3)	(4)	(5)	(6)	(7)	(8)
(a) FIG NO.	(b) ITEM NO.	SMR CODE	NATIONAL STOCK NUMBER	PART NUMBER	FSCM	DESCRIPTION USABLE ON CODE	U/M	QTY INC IN UNIT
5	1	PAOZZ	6210-00-199-4448	SCB36333	80063	LENS, INDICATOR LIGHT	EA	1
5	3	PAOZZ	6240-00-299-6970	NE47	08805	LAMP,GLOW	EA	1
5	4	PAOZZ	5355-00-160-7115	SMB100446	80063	KNOB	EA	1
5	5	PAOZZ	5355-00-667-9244	SCC35863	80063	KNOB	EA	2
5	9	PAOZZ	5355-00-698-0000	SCB35872	36004	KNOB	EA	1
5	18	PAOZZ	5355-00-160-7076	SCB35862-1	80063	KNOB	EA	2
5	80	PAOZZ	6240-00-155-8683	S49	95412	LAMP,INCANDESCENT	EA	1

SECTION IV NATIONAL STOCK NUMBER AND PART NUMBER INDEX TM11-5820-453-20P

NOTE: LATEST NATIONAL STOCK NUMBER AND PART NUMBER ASSIGNMENTS ARE INCLUDED AT END OF INDEX.

STOCK NUMBER	FIGURE NO.	ITEM NO.	STOCK NUMBER	FIGURE NO.	ITEM NO.
5820-00-030-2969	1	22	5820-00-243-0432	1	21
5985-00-115-7149	1	15	5965-00-243-7782	1	33
5820-00-128-2207	1	2	5920-00-280-3157	2	14
5820-00-129-9666	1	29	5920-00-280-3157	3	57
5920-00-142-7346	2	11	5920-00-280-3171	3	55
6240-00-155-8683	4	53	5920-00-280-3177	3	57
6240-00-155-8683	5	80	6240-00-299-6970	5	3
5355-00-160-7076	4	35	5820-00-308-5817	1	6
5355-00-160-7076	4	38	5825-00-309-3200	4	1
5355-00-160-7076	5	18	8130-00-355-7616	1	9
5355-00-160-7115	4	33	5820-00-408-3197	1	12
5355-00-160-7115	5	4	5820-00-498-9361	1	11
5995-00-162-6946	1	23	5820-00-503-2953	1	37
5995-00-164-6457	1	13	6115-00-510-0611	1	35
5995-00-164-6648	1	20	6125-00-635-3770	1	1
5995-00-170-6877	4	4	6125-00-635-3770	1	1
5805-00-171-3370	1	17	6125-00-635-3770	1	1
5820-00-196-9041	1	3	6125-00-635-6420	1	1
5820-00-196-9041	1	3	5965-00-645-4678	1	34
5995-00-196-9564	1	18	5965-00-665-0590	1	32
5970-00-197-3576	1	19	5355-00-667-9244	5	5
5975-00-197-4252	1	8	5920-00-686-9515	3	55
5975-00-199-4448	5	1	5920-00-686-9547	3	57
5975-00-199-5072	1	10	8105-00-690-8541	1	5
5985-00-199-8831	1	14	5820-00-691-2059	1	4
5820-00-223-1413	1	24	5355-00-698-0000	5	9
4030-00-223-4612	1	27	5820-00-701-9097	1	7
5820-00-224-4885	1	28	6625-00-701-9103	1	36
5970-00-227-8226	1	30	6115-00-709-0463	1	31
5820-00-237-7321	1	26	5995-00-889-0634	1	25
5985-00-238-7474	1	16	6125-00-973-0058	3	11

PART NUMBER	FSCM	FIG. NO.	ITEM NO.	PART NUMBER	FSCM	FIG. NO.	ITEM NO.
AGU3	71400	2	11	J45	80058	1	17
AT101GRC9	80058	1	21	LS-7A	80058	1	32
AT102GRC9	80058	1	24	LS203U	81349	1	32
BX53D	80058	1	7	ME-61/GRC	80058	1	36
CD1086(7FT)	80058	1	13	MP65B	80058	1	37
CD1119	80058	1	23	MS116A	80058	1	14
CD201A	80063	1	20	MS117A	80058	1	15
CD307B(65IN)	80058	1	18	MS118A	80058	1	16
CP12	80058	1	26	MT350GRC9	80058	1	2
CP13	80058	1	28	M378	80058	1	11
CW109GRC9	80058	1	4	M379	80058	1	12
CW140GRC9	80058	1	6	M52U	81349	1	34
CW419GRC9	B0058	1	5	NE47	08805	5	3
CW420G	80058	1	31	RL28	80058	1	9
CX2031AU(8FT)	80058	1	25	RL29	80058	1	22
DY105AGRC9X	80058	1	1	RT77AGRC9	80058	1	3
DY105BGRC9X	80058	1	1	RT77GRC9	80058	1	3
DY105GRC9X	80058	1	1	SMB147651	80063	3	11
DY88GRC9	80058	1	1	SCB35862-1	80063	4	38
FT515	80058	1	29	SCB35862-1	80063	5	18
F07A10ROB	81349	2	14	SCB35862-2	80063	4	35
F07B32V10A	81349	3	57	SCB35872	80063	4	33
F07B32V20A	81349	3	57	SCB35872	36004	5	9
F07B32V30A	81349	3	57	SCB36333	80063	5	1
F08D500A	81349	3	55	SCC35501	80063	4	4
F08G2R00B	81349	3	55	SCC35863	80063	5	5
G-43/G	80058	1	35				
GP27B	80058	1	27	SCD36054	80063	4	2
GY12	80058	1	8				
GY42	80058	1	10	SCD36055	80063	4	1
H-16/U	81349	1	33	SMB100446	80063	5	4
IN127	80058	1	30	S49	95412	4	53
IN86	80058	1	30	S49	95412	5	80

LATEST NATIONAL STOCK NUMBER ASSIGNMENTS

STOCK NUMBER	FIG. NO.	ITEM NO.
5355-00-644-2179	2	12
5999-00-539-4546	3	12

LATEST PART NUMBER ASSIGNMENTS

PART NUMBER	FSCM	FIG. NO.	ITEM NO.
SMBB147726	80063	3	12
9987 ½	71400	2	12

RECOMMENDED CHANGES TO EQUIPMENT TECHNICAL PUBLICATIONS



SOMETHING WRONG WITH PUBLICATION

FROM: (PRINT YOUR UNIT'S COMPLETE ADDRESS)

DATE SENT

PUBLICATION NUMBER

PUBLICATION DATE

PUBLICATION TITLE

BE EXACT PIN-POINT WHERE IT IS

PAGE NO.

PARA-GRAPH

FIGURE NO.

TABLE NO.

IN THIS SPACE, TELL WHAT IS WRONG AND WHAT SHOULD BE DONE ABOUT IT.

TEAR ALONG PERFORATED LINE

PRINTED NAME, GRADE OR TITLE AND TELEPHONE NUMBER

SIGN HERE

DA FORM 1 JUL 79 2028-2

PREVIOUS EDITIONS ARE OBSOLETE.

P.S.--IF YOUR OUTFIT WANTS TO KNOW ABOUT YOUR RECOMMENDATION MAKE A CARBON COPY OF THIS AND GIVE IT TO YOUR HEADQUARTERS.

By Order of the Secretary of the Army:

Official:

J. C. PENNINGTON
Brigadier General, United States Army
The Adjutant General

BERNARD W. ROGERS
General, United States Army
Chief of Staff

Distribution:

To be distributed in accordance with DA Form 12-51, Organizational TMP literature requirements for AN/GRC-87 and AN/VRC-34 radio sets.